

# A-Level German



Transition pack

SLEAFORD JOINT  
SIXTH FORM

## INTRODUCTION

Welcome to your German Studies in the Sixth Form.

You may find that making the adjustment from GCSE to A-Level initially overwhelming. This is because you will deal with a different level of language, one where you express opinions, thoughts, disagreements and agreements and also language that you will have to use at a greater length.

This guide will inform you on the course in general and will help you and your parents focus more efficiently on the various tasks at hand with general guidelines and advice to make the most of your German Studies at this level.

All information given in the booklet covers the syllabus and general requirements for German with AQA.

## THE IDEAL CANDIDATE

- ❖ is well organised
- ❖ is not afraid to use computers
- ❖ strives for 100% by critically reflecting on their writing and speaking skills
- ❖ aims for fluency and communication
- ❖ takes responsibility for learning
- ❖ has good reading habits
- ❖ knows how to paraphrase
- ❖ knows synonyms and antonyms
- ❖ can work independently on listening and reading tasks
- ❖ adapts to different activities
- ❖ understands the examination criteria
- ❖ uses the language assistant fully
- ❖ asks for help
- ❖ does not give up at the first hurdle



## EXPECTATIONS

### **What do we expect from you?**

- A mature attitude to your studies
- Actively seeking help using specialist language resources / websites
- Approximately 4 hours of work outside the classroom every week
- Completion of all homework. This includes oral presentation and preparation, listening, reading, writing and learning vocabulary
- Discuss any difficulties you are having before they become too serious
- Regular punctual attendance at all lessons and conversation lessons (no less than 95% in each half term). Failure to do so will seriously jeopardise your future on the course
- Your opinions, ideas and suggestions; your voice!

## What can you expect you from us?

- We will encourage your independent study and research from the outset
- We will follow up on work missed and have regular contact with parents
- We will listen to you and support your study and help where necessary
- We will provide interesting lessons which will lead you towards your target grade
- We will set ways for improvement (by target-setting, referral to other resources)
- Work will be set and marked regularly with written feedback

## What can help you?

- A good bi-lingual dictionary. You will need a bigger one than the one for GCSE, preferably with a list of verbs in various tenses. A dictionary and grammar book will be recommended
- A trip/exchange to the country you are studying. You should aim to spend at least 2 weeks at some time during your 2 year course or longer if possible. Try to participate in any trips that the department offers
- Access to the internet at home and at school so that you can research topics
- An A4 lever arch ring binder with subject dividers to manage your notes (sets of 15 are probably ideal)
- E-mail access to keep in contact with your teachers
- Highlighter pens will be very useful
- Regular access to a quality English newspaper (no tabloids). Familiarise yourself with what is happening in Germany / Switzerland / Austria / Europe. Collect articles on the topics you will be studying

## TIPS FOR SUCCESS

### Study skills:

- Begin to develop creativity
- Developing writing skills
- Dictionary skills
- Effective listening skills
- Extracting key information
- Formal and informal writing
- Independent research of topics
- Listen and read authentic material
- Summarising
- Use of ICT and internet
- Use the Target Language throughout lessons

## **The AQA Course**

Full details of the course can be found on the AQA website – you should download and read the Specification.

### **A level**

<http://www.aqa.org.uk/subjects/languages/as-and-a-level/german-7662>

### **General overview of the topics covered in Year 12:**

#### **Social Issues & Trends: Aspects of German Speaking Society**

- The changing state of the family (Carre's)
- The digital world (Carre's)
- Youth Culture : fashion and trends, music, television (Carre's)

#### **Political and Artistic Culture : Artistic Culture in the German-speaking World**

- Festivals and Traditions (Carre's)
- Art & Architecture (KSHS)
- Cultural Life in Berlin, past and present (KSHS)

#### **Literary Texts and Films**

- Film – 'Good bye, Lenin !' (KSHS)

### **General overview of the topics covered in Year 13:**

#### **Social Issues & Trends: Multiculturalism in German-speaking Society**

- Immigration (Carre's)
- Integration (Carre's)
- Racism (Carre's)

#### **Political and Artistic Culture: Aspects of Political Life in the German-speaking World**

- Germany & The European Union (Carre's)
- Politics and youth (Carre's)
- German re-unification & its consequences (KSHS)

#### **Literary Texts and Films**

- Text – 'Russendisko' by Wladimir Kaminer (KSHS)

#### **Individual Research Project**

- Each student researches an individual project related to a German speaking country to discuss in the speaking exam. Students can research the same subject area but must have different titles. (KSHS)
- You will also spend half an hour per week practising speaking with the German assistants. You will spend 30 minutes with the assistant at KSHS one week and 30 minutes with assistant at Carre's the next week.

### **How is the course assessed?**

The course is assessed at the end of Year 13 and will cover everything from the 2 year course

### **A level exams**

- Paper 1 :** Listening, Reading & Writing  
2 hr 30 mins – 50%  
Listening exercises, reading exercise, translation into English,  
translation into German
- Paper 2 :** Writing  
2 hrs – 20%  
Essays on 'Good bye, Lenin !' and 'Russendisko'
- Paper 3 :** Speaking  
21-23 mins (including prep.) exam with Mr Rooke – 30%  
Discussion card on one sub-topic 5-6 mins, 2 min presentation of  
individual project, 9-10 min discussion of individual project

## We will also cover a huge amount of grammar...

### German A-Level

- **Nouns:** gender, singular and plural forms, genitive singular and dative plural forms, weak masculine nouns
- **Determiners:** definite article, indefinite article (including *kein*), *demonstratives* (including *der/die/das*), possessives, other determiners (e.g. *alle, viel/viele, welcher*)
- **Pronouns:** personal, reflexive, relative, demonstrative, indefinite (*jemand, niemand*), possessive, interrogative (*wer, wen, wem, was*)
- **Adjectives:** adjectival endings, comparative and superlative, adjectives with the dative (e.g. *es ist mir klar*), adjectives with prepositions (e.g. *stolz auf*)
- **Adverbs and adverbials:** time, place, direction (e.g. *hin, heraus*), manner, degree (e.g. *sehr*), comparative and superlative, interrogative (*wann, warum, wo, wie, wie viel*), numbers and fractions, clock time, days of the week, months
- **Modal particles / discourse markers:** e.g. *ja, doch, wohl*
- **Verbs:** weak, strong, mixed and irregular forms of verbs, reflexive verbs, separable/inseparable, infinitive constructions: *lassen* and *sich lassen* with infinitive, modal verbs (*dürfen, können, mögen, müssen, sollen, wollen*): present and imperfect, tenses; imperfect subjunctive of *mögen* and *können*, auxiliary (*haben, sein, werden*), use of *haben* or *sein* in the perfect, infinitive constructions (*um ... zu, ohne ... zu*, verbs with *zu*),
- **Tense, voice and mood:** present, perfect, perfect (modal verbs) (R), imperfect/simple past, future, conditional, future perfect (R), conditional perfect (R), pluperfect, passive voice (with *werden*), imperative, subjunctive in conditional clauses (imperfect), subjunctive in conditional clauses (pluperfect) (R), subjunctive in indirect speech (R)
- **Prepositions:** fixed case and dual case, prepositional adverbs (*da(r)+preposition*, e.g. *darauf*)
- **Conjunctions:** coordinating, subordinating
- **The Case System:** the subject and the finite verb, accusative objects, dative objects, prepositional objects, the use of the nominative case with copular verbs (e.g. *sein, werden, bleiben*)
- **Clause structure and word order:** main clause word order, questions and commands, position of pronouns, position of adverbials, position of *nicht*, word order variation to change emphasis, subordinate clauses introduced by a conjunction (e.g. *dass, obwohl*)
- **Word formation:** compound nouns, forming nouns from verbs, forming nouns from adjectives, forming verbs from nouns, forming verbs from adjectives, separable and inseparable prefixes
- **Adjectives:** Use of long adjective phrases (R)
- **Tense, voice and mood:** perfect (modal verbs), future perfect, conditional perfect, conditional sentence with omitted *wenn* e.g. *hätte ich mehr Zeit gehabt, wäre das nicht passiert* (R), passive with *sein*, subjunctive in conditional clauses (pluperfect), all forms of indirect speech
- **Clause structure and word order:** use of the prepositional adverb (*da(r)+preposition* e.g. *darauf*) to anticipate *dass* clauses and dependent infinitive clauses (R)

## **Introduction**

During the course of the year you will be sitting internal assessments as well as the external exams at the end of the year.

- You will have an assessment in the first two weeks of term which will assess the work you have done over the summer as well as your suitability for the course.
- You will sit a formal mock exam in Term 5.
- You will be tested informally in class on a regular basis.

In order to help develop your skills in exam technique, the following pages have some hints on improving listening, reading, speaking and writing skills.

### **What You Need To Do Next – THE HARD WORK BIT!**

You will need to complete a series of exercises over the summer, to be handed in the first lesson back.

You will also find a list of useful resources and websites to look at before the course starts.

### **Transition Work to be completed for September**

1. The main task is to brush up on your German grammar. You have a 'Bridging The Gap' booklet with explanations and exercises on all the main grammar points. There is also a CD with podcasts on the grammar points. You should work your way through the booklets, completing as many of the exercises as possible – note in your answer booklet that some exercises are 'compulsory' and others are 'optional'. It seems a huge task but if you take one grammar point a week, rather than leave it all until the last minute, it will be a doddle!! If you miss Induction and need a copy of the 'Bridging the Gap' booklet, email us and we will send you one : [sjsfgerman@gmail.com](mailto:sjsfgerman@gmail.com)
2. Thorough revision of GCSE Vocabulary :  
You can do this on the intermediate section of Linguascope – each unit has vocabulary sheets which you can print out. You can also get a list of all the GCSE vocabulary from the AQA website here :  
<http://filestore.aqa.org.uk/resources/german/specifications/AQA-8668-SP-2016-V1-0.PDF>  
(pages 22-77)
3. Read this booklet carefully – look at some of the websites.
4. Write all about yourself. Show us what you can do in German – opinions, tenses, complex vocabulary etc.
5. EXTRA! Make a start on your A-Level course by looking at or even learning some of the vocabulary at the end of this pack. Vocabulary for some of the topics is included. It would be a very good idea to watch 'Good bye, Lenin!' (available from the library) and do some background research into the history of the Berlin Wall.



## Reading Tips

- **Read as much as you can**  
Try to read at least one thing in German each day. Use the internet to find articles in newspapers, magazines etc. Aim to record 5-10 new words per article.
- **Keep it short**  
Try to attempt short stories and articles as they are easier than longer texts or books. 'Lesser' quality newspapers, e.g. Das Bild, are easier to read than the intellectual ones!
- **Get the gist**  
You don't have to understand every single word. See how much you can understand but don't try to translate it all. If you have to look anything up, make a list of the vocabulary and revise it regularly. Look at titles, headings and pictures, opening and closing paragraphs for clues to their content. Look for familiar words and cognates.
- **Make a note**  
Make a note of any idioms or phrases you like. You may be able to use them in future writing or speaking tasks. This impresses examiners!
- **Use the library**  
Reading something you are already familiar with is easier to get into and helps expand your vocabulary.



## Writing Tips

- **Imitate the language**  
Try to imitate the language you've seen in your reading and in German lessons, the language will then begin to come naturally.
- **Use new structures**  
Incorporate as many new structures in all your writing as you can. You need to move on from GCSE level language. Expect regular grammar and vocabulary tests.
- **Use your previous work**  
Learn from what you got right and wrong in your previous work. (Don't just look at the grade on the bottom!)
- **Plan ahead**  
Make sure to plan your work carefully but don't be tempted to write in English first and translate – this never works. Think of a simpler way of conveying the same message. Plan and organise your thoughts into paragraphs. Develop your ideas.
- **Check your work**  
Use a checklist to check for: agreement, genders, plurals, tenses, word order and all punctuation.
- **Use the library**  
The library is well stocked with dictionaries and grammar and vocabulary books for reference or practice.





## Speaking Tips

- **Keep on practising**  
Use German at every opportunity – in the classroom and with teachers, native speakers and when you go abroad. Make the most of time with the German assistants. Even speaking to other members of your class outside of lessons will be a great help. Absurd as it sounds – speak to yourself in the target language!
- **Communicate**  
Speaking is about expressing ideas; you don't need to know every word. The more you practise and the more German you listen to, the more accurate and fluent you will become. Compile a bank of useful phrases (expressing opinions, introducing ideas, disagreeing...)
- **Don't be shy**  
It's up to you to make the effort to speak German. Contribute as much as possible in class; do not worry about other students' ability or that they might be 'better' than you. Don't be shy – try! 😊



## Listening Tips

- **Get the gist**  
Again, you don't have to understand every single word. See how much you can understand but don't try to translate it all. If you have to look anything up, make a list of the vocabulary and revise it regularly. Keep a section in your folder or an exercise book for this.
- **Keep listening**  
Before attempting any question, listen to the passage thoroughly to find out what it is about. Listen to an extract several times; it helps to tune your ear and you'll pick up extra words. Unlike GCSE, you can do this in the exam as you have control of the audio.
- **Use the news or watch films**  
The news is often easier to understand than a DJ for example; the articulation is often better. Try <http://www.euronews.net> . Select the 'Deutsch' language option at the top, listen to the videos with transcripts. The library has a selection of German films – so have Mr Rooke and Mrs Goymer!

Regular listening practice is essential and you will then:

- Consolidate language you have already acquired
- Extend your awareness of accent and intonation
- Extend your vocabulary
- Improve your ability to recognise language at speed
- Improve your accent
- Increase your comprehension of topic-based language
- Recognise general and precise message

# Useful Websites

[www.zut.org.uk](http://www.zut.org.uk)

[www.languagesonline.org.uk](http://www.languagesonline.org.uk)

[www.linguascope.com](http://www.linguascope.com)

[www.funwithlanguages.vacau.com](http://www.funwithlanguages.vacau.com)

## German websites

[www.planet-wissen.de](http://www.planet-wissen.de)

[www.young-germany.de](http://www.young-germany.de)

[www.tatsacheneuberdeutschland.de/de](http://www.tatsacheneuberdeutschland.de/de) - facts about Germany

<http://dict.leo.org/> - dictionary

<http://dict.tu-chemnitz.de/> - dictionary

[www.goethe.de](http://www.goethe.de) - Website of the Goethe Institut

[www.deutschland-tourismus.de](http://www.deutschland-tourismus.de) - Website of Deutsche Zentrale für Tourismus

[www.bpb.de](http://www.bpb.de) - Website of Bundeszentrale für politische Bildung

[www.sowieso.de](http://www.sowieso.de) - children's news, archived by topics and at appropriate level for AS

[www.tagesschau.de](http://www.tagesschau.de) - daily news in written and video/podcast form + archive material

[www.ksta.de](http://www.ksta.de) - regional newspaper from Cologne - level and style of reporting is appropriate for 6th formers and there is an excellent topic based archive

[www.morgenpost.de](http://www.morgenpost.de) - as above

[www.welt.de](http://www.welt.de) - national and international coverage of news, more detailed than the regional newspapers

[www.zeit.de](http://www.zeit.de) - as above, excellent listening/video materials

[www.goethe.de](http://www.goethe.de) - link to Goethe institute and further links to useful resources

[www.nthuleen.com](http://www.nthuleen.com) - Nancy Thuleen provides a plethora of materials for teachers of German

[www.germanonline.com](http://www.germanonline.com) - a useful general website

## **German Magazines**

- Focus [www.focus.de](http://www.focus.de)
- Der Spiegel [www.spiegel.de](http://www.spiegel.de)
- Brigitte [www.brigitte.de](http://www.brigitte.de)
- stern [www.stern.de](http://www.stern.de)
- Deutschland [www.magazine-deutschland.de](http://www.magazine-deutschland.de) (Forum für Politik, Kultur und Wirtschaft)

## **German Youth magazines**

- Stafette [www.stafette.de](http://www.stafette.de)
- X-MAG [http://jugend.kolping.de/x-mag.html?pe\\_id=41](http://jugend.kolping.de/x-mag.html?pe_id=41)
- Bravo [www.bravo.de/online/](http://www.bravo.de/online/)
- Bym [www.bym.de](http://www.bym.de) (BRIGITTE Young Miss)
- POPCORN [www.popcorn-mag.de](http://www.popcorn-mag.de)
- NEON [www.neon.de](http://www.neon.de)
- fluter [www.fluter.de](http://www.fluter.de) (Magazin der Bundeszentrale für politische Bildung)

## **EXCELLENT LINKS FOR AS AND A LEVEL.**

### **1. THE NEWS – SLOWED DOWN.** (Hard but well worth a go)

<http://www.dw-world.de/dw/0,,8030,00.html>

Click on the bit below the date, 'Trainieren Sie ihr Hörverstehen...' to see the **transcript**.

### **2. LINKS TO VIDEOS.**

These are a series of programmes on Topical Issues, which are aimed at German children.

Each lasts about ten minutes and they are about the right level of difficulty. Even if they are not on a specific topic you are doing, they are still well-worth watching, in order to get your listening skills up.

(Scroll right down to the bottom and you can find ones from previous years – there are loads to watch!)

<http://neuneinhalb.wdr.de/sendungen/index.php5>

### **3. GRAMMAR EXERCISES**

[http://www.nelsonthornes.com/secondary/modern\\_lang/bp/javaquiz/default.html](http://www.nelsonthornes.com/secondary/modern_lang/bp/javaquiz/default.html)

*A little and often  
Practice, practice, practice  
Confidence is the key.*

## Articles and adjective endings in German

### Definite Article ('The')

	<b>Masculine</b>		<b>Feminine</b>		<b>Neuter</b>		<b>Plural</b>	
<b>Nominative</b>	der	-e	die	-e	das	-e	die	-en
<b>Accusative</b>	den	-en	die	-e	das	-e	die	-en
<b>Genitive</b>	des	-en	der	-en	des	-en	der	-en
<b>Dative</b>	dem	-en	der	-en	dem	-en	den	-en

### Indefinite Article ('A')

	<b>Masculine</b>		<b>Feminine</b>		<b>Neuter</b>		<b>Plural</b>	
<b>Nominative</b>	ein	-er	eine	-e	ein	-es	meine	-en
<b>Accusative</b>	einen	-en	eine	-e	ein	-es	meine	-en
<b>Genitive</b>	eines	-en	einer	-en	eines	-en	meiner	-en
<b>Dative</b>	einem	-en	einer	-en	einem	-en	meinen	-en

### No Article

	<b>Masculine</b>	<b>Feminine</b>	<b>Neuter</b>	<b>Plural</b>
<b>Nominative</b>	-er	-e	-es	-e
<b>Accusative</b>	-en	-e	-es	-e
<b>Genitive</b>	-en	-er	-en	-er
<b>Dative</b>	-em	-er	-em	-en

## Vokabelliste: Kommunikationstechnologie

Musik/einen Film/einen Podcast herunterladen = to download music/a film/a podcast

Fotos (auf eine Webseite) aufladen = to upload photos (to a website)

eine Suchmaschine benutzen = to use a search engine

Informationen herausfinden = to find out information

Informationen überprüfen = to check/confirm information

online gehen = to go online

das Internet nutzen = to use the internet

der Bildschirm = screen

per Mausklick = with a mouse click

die E-Mail(s) = email → E-Mails lesen, beantworten, schreiben

speichern = to save

löschen = to delete

Zeit verschwenden = to waste time

eine Zeitverschwendung = a waste of time

die Auskunft = information

das Netzwerk = network

die Erfindung (-en) = invention

entwickeln = to develop

ein benutzerfreundliches Medium = a user-friendly medium

das tägliche Geschäfts- und Privatleben = daily business and private life

eine Nachricht rund um die Welt versenden (versendete, versendet) = to send a message round the world

mit der Welt verbunden sein = to be linked to the whole world

Daten in digitaler Form = data in digital form

etw. verarbeiten = to work on something

auf Internet verzichten = to go without internet

der (kabellose) Internetzugang = (wireless) access to the internet

der Internetanschluss = internet connection

internetsüchtig = addicted to the internet

das Internet kann süchtig machen = the internet can be addictive

die Informationsflut = information overload

stundenlang vor dem Computer/Laptop sitzen = to sit in front of the computer/laptop for hours

das Online-Forum (-Foren) = online forum

chatten = to chat

die Dating-Seite (-n) = dating site

das Blog (-s) = blog → bloggen = to blog

der Handyempfang = mobile phone reception

sich in ein Online-Community anmelden (meldete an, hat angemeldet) = to register with an online community

sich gegenseitig informieren = to inform one another

der Datenschutz = data protection

der Identitätsklau = identity theft

der Umgang mit persönlichen Daten = the way you deal with personal data

vorsichtig mit persönlichen Daten umgehen (ging um, ist umgegangen) = to be careful with personal data

etw ins Netz stellen (stellte, gestellt) = to put something on the internet

von Mobbing im Internet betroffen sein = to be affected by internet bullying

die Gefahren des Internets = dangers of the internet

einen Computer besitzen (besaß, besessen) = to own a computer

die Online-Ausgaben von Tageszeitungen = the online editions of daily newspapers



## Kino und Film: Vokabelliste

der Film (-e) = film

der Streifen (-) = film, movie (*colloquial!*)

das Kino (s) = cinema

das Kinocenter (-) = multi-screen cinema

der Regisseur (-e), die Regisseurin (-nen) = director

die Regie = direction

Regie führen = to direct

einen Film drehen = to shoot a film

das Drehbuch ( -ër) = script, screenplay

etw. verfilmen (verfilmte, verfilmt) = to film something.

die Verfilmung (-en) = film version (e.g. of a book)

einen Film herausbringen (brachte heraus, herausgebracht) = to release a film

der Star (-s) = star

der Filmkritiker (-), die Filmkritikerin (-nen) = film critic

die Leinwand ( -ë) = big screen

auf die Leinwand bringen (brachte, gebracht) = to film

die Breitwand ( -ë) = wide screen

mit Untertiteln = with subtitles

synchronisiert = dubbed

die Originalfassung (-en) = original version (*Ich sehe Filme lieber in der Originalfassung als mit Untertiteln*)

die Filmzensur = film censorship

Kinoverbot bekommen (bekam, bekommen) = to be banned in cinemas

der Geräuscheffekt (-e) = sound effect

der Special Effect (-s) = special effect

der Dokumentarfilm (-e) = documentary

der Kulturfilm (-e) = documentary

der Zeichentrickfilm (-e) = cartoon, animated feature

der Liebesfilm (-e) = romantic film


der Gruselfilm (-e) = horror, thriller

der Schocker (-) = sensational film, shocker

der Kurzfilm (-e) = short film

der Stummfilm (-e) = silent film

der Knüller (-) = blockbuster



## Vokabelliste: Schönheit / Mode

die Mode – fashion


(in) Mode sein – to be in fashion

tragen (trägt, trug, getragen) – to wear

sich anziehen (zieht an, zog an, hat angezogen) – to get dressed, dress oneself

sich kleiden – to dress

sich	lässig	kleiden –	to dress	casually
	ausgefallen			outlandishly/eccentrically
	modisch			fashionably
	sportlich			in sporty/casual clothes
	konservativ			conservatively
	elegant			elegantly
	stilvoll			stylishly
	aufreizend			provocatively
	fetzig			groovily / in cool clothes
	schwarz			in black



die Kleidung – clothing

Klamotten (pl.) – clothes

das Kleid – dress **BUT** die Kleider (pl.) – clothes

mit der Mode (nicht) gehen – to (not) follow fashion

jeden Trend mitmachen (macht mit, machte mit, hat mitgemacht) – to jump on every trend

das Fotomodell (-e) – model

seinen eigenen Stil haben – to have one's own style der Stil – style

sich im Stil der fünfziger/sechziger/siebziger Jahre kleiden – to dress in the style of the 50s/60s/70s

die innere/äußere Schönheit – inner/outer beauty

sich (in seinem Körper) wohlfühlen – to feel good (in your body)

übergewichtig sein – to be overweight

magersüchtig sein – to be anorexic

die Traumfigur – dream figure / dream body

das Selbstbewusstsein – self-confidence

selbstbewusst sein – to be self-confident

die Schönheitsoperation (-en) – cosmetic surgery procedure


sich operieren lassen (lässt, ließ, hat gelassen) – to go under the knife

abnehmen (nimmt ab, nahm ab, hat abgenommen) – to lose weight

zunehmen (nimmt zu, nahm zu, hat zugenommen) – to gain weight

körperlich fit sein – to be physically fit

physisch und psychisch gesund sein – to be physically and mentally healthy



## Familienbeziehungen – Vokabelliste

die Familie (-n) – family  
die Tochter (Töchter) – daughter  
der Sohn (Söhne) – son  
der Enkel (-) – grandson / grandchild  
die Enkelin (-nen) – granddaughter  
das Enkelkind (-er) – grandchild  
das Einzelkind – only child  
der Vetter (-) / der Cousin (-s) – male cousin  
die Kusine (-n) / die Cousine (-n) – fem cousin  
der Neffe (-n) – nephew  
die Nichte (-n) – niece  
der Elternteil (-e) – parent  
die Schwiegereltern – parents-in-law  
Stief- - step- (e.g. der Stiefvater)  
verwandt – related → der/die (Bluts)verwandte (adj. noun) – (blood) relative  
die Geschwister (pl.) – siblings  
adoptiert – adopted  
der/die Abhängige (adj. noun) – dependant  
eineieiige / zweieiige Zwillinge – identical / non-identical twins

die Kernfamilie – nuclear family  
die Stieffamilie – step-family  
die Regenbogenfamilie –  
family where same-sex parents have children  
der/die Alleinerziehende (adj. noun) – single parent  
die alleinerziehende Mutter  
der alleinerziehende Vater  
die gleichgeschlechtliche Lebenspartnerschaft –  
single-sex partnership  
die nichteheliche Lebensgemeinschaft –  
common-law relationship

das (harmonische) Familienleben – (peaceful) family life  
die Geborgenheit – sense of security/belonging → sich geborgen fühlen  
unterstützen – to support → emotionelle / finanzielle Unterstützung  
jemandem vertrauen – to trust someone → meine Eltern vertrauen mir (nicht)  
die Privatsphäre – private life, personal space

schwanger sein – to be pregnant  
ein Kind erwarten – to be expecting a baby  
erziehen (erzog, erzogen) – to bring up → die Kindererziehung – the raising of (the) children  
der/die (Haupt)ernährer/in – (main) breadwinner

das Verhältnis (-se) – relationship → ein gutes/schlechtes Verhältnis **zu** meinen Eltern  
(**BUT** Verhältnis **mit** usually means an affair with – watch out!)  
die Beziehung (-en) zu – relationship with → eine gute Eltern-Kind-Beziehung ist besonders wichtig  
sich verstehen (mit) – to get along (with)  
gut mit jemandem auskommen – to get on well with someone  
gut zusammenpassen – to be well matched  
der Krach / die Streit – trouble / argument  
sich streiten mit (stritt, gestritten) – to argue with (über + acc = about)  
... geht mir auf die Nerven / auf den Wecker / auf den Keks - X gets on my nerves  
Probleme bewältigen – to overcome problems  
in Konflikt mit X geraten (geriet, gerieten) – to come into conflict with X

der Generationskonflikt – generation conflict/differences/gap  
die Generationskluft – generation gap



## Freundschaften / Liebe – Vokabelliste

der Freund (-e) / die Freundin (-nen) – friend; boy/girlfriend

die Freundschaft (-en) – friendship

enge/dicke Freunde – close friends

ein fester Freund / eine feste Freundin

– a steady / long-term boy/girlfriend

der Kumpel (-) / der Kamerad (-en) – buddy, chum (male)

mit jemandem (dick) befreundet sein

– to be (really good) friends with somebody

der/die Bekannte (adj. noun) – acquaintance

mit jemandem Kontakt aufnehmen (nahm auf, hat aufgenommen)

– to make contact with somebody

jemanden kennenlernen (sep. verb) – to get to know someone

jemanden in Stich lassen – to leave someone in the lurch

jemanden vernachlässigen – to neglect somebody

die Zuverlässigkeit – reliability → sich auf jemanden verlassen - to rely on sb

jemanden beleidigen – to insult somebody

jemanden verletzen – to hurt somebody (lit: to injure somebody)

lügen – to lie → jemanden belügen – to tell someone a lie (er hat mich belügt)

Vorurteile gegen jemanden/etw haben – to be prejudiced against sb/something

→ das Vorurteil (-e) – prejudice

einen Sinn für Humor haben – to have a sense of humour

auf jemanden böse sein – to be mad at someone

die Eigenschaft (-en) – characteristic

gesprächig – chatty

eifersüchtig (auf + AKK) – jealous (of) → die Eifersucht – jealousy

selbstsüchtig – selfish → die Selbstsucht – selfishness

(un)ehrlich – (dis)honest → die Ehrlichkeit – honesty

lieb – nice, kind, dear

großzügig – generous → die Großzügigkeit – generosity

frech – cheeky

(un)vernünftig – (not) sensible, (ir)responsible

launisch – moody → guter/schlechter Laune sein – to be in a good/bad mood

gemein, fies – mean, nasty

feindselig – hostile → die Feindseligkeit – animosity

dickköpfig – stubborn, pigheaded

feige – cowardly

wütend / zornig – angry

ein gutes/schlechtes Gewissen haben – to have a clear/guilty conscience

→ Gewissensbisse – pangs of conscience (lit: conscience bites!)

sich in jemandem verlieben – to fall in love with someone

sich in jemandem vernarren – to become infatuated with somebody

der/die Geliebte (adj. noun) – lover

der Lebensgefährte (-n) / die Lebensgefährtin (-nen) – long-term partner, companion

liebepoll – loving, affectionate

sich wohl fühlen – to feel good/happy

das Gefühl (-e) – feeling → ein gutes / schlechtes / schönes Gefühl

Liebe empfinden (empfang, empfunden) – to sense/experience love

→ Ich habe schon / noch keine Liebe empfunden

verliebt, verlobt, verheiratet – in love, engaged, married (German saying)

mit jemandem flirten (flirtete, geflirtet) – to flirt with sb

(die) Liebe auf den ersten Blick – love at first sight

die Fernbeziehung – long-distance relationship

umarmen (not separable) – to embrace, hug

der Liebeskummer – lovesickness

die unerwiderte Liebe – unrequited love

die langjährige Beziehung – long-term relationship

## Goodbye Lenin Vokabeln

die Ehe	marriage
die Überraschung	surprise
die Ungerechtigkeiten	injustices
der Bericht	report
die Gesellschaft	society
die Veränderung	change
der Besucher	visitor
keine Ahnung	no idea
beeilen	to hurry/rush
anfangen	to begin/start
die Einladung	invitation
der Arbeiter	worker
die Pressefreiheit	freedom of the press
keine Gewalt	no violence
Was ist los?	What is wrong/what is the matter?
Es tut mir leid.	I'm sorry
der Herzinfarkt	heart attack
aufwachen	to wake up
tief schlafen	to sleep deeply (in a coma)
die Entdeckung	discover
die Wahlen	elections
arbeitslos	unemployed
die Vereinigung	re-unification
die Ruhe	peace
das Gedächtnisverlust	loss of memory
überleben	to survive
keine Aufregung	no excitement
lebensbedrohlich	life threatening
errinern	to remember
geduldig	patient
die Schlange	queue (snake)
versprechen	to promise
wahnsinnig	mad/crazy
ernst	serious
vergleichen	to compare
unterschreiben	to sign
die Verantwortung	responsibility
der Zeitplan	schedule
allein	alone
ausruhen	relax
verstecken	to hide
feiern	to celebrate
sich kümmern	to look after/care for
die Vergangenheit	the past
die Wahrheit	the truth
gucken	to watch
geschieden	divorced/separated
versuchen	to try
das Geheimnis	secret
behalten	to keep